

# Nippon India Large Cap Fund - Growth

## Morningstar® Category

India OE Large Cap

## Morningstar® Benchmark

BSE 100 India TR INR

Used throughout report

## Fund Benchmark

BSE 100 India TR INR

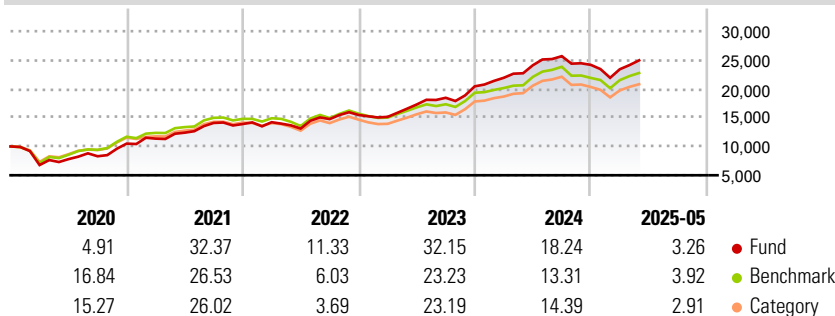
## Morningstar Rating™

★★★★★

### Investment Objective

The primary investment objective of the scheme is to seek to generate long term capital appreciation by investing predominantly into equity and equity related instruments of large cap companies. The secondary objective is to generate consistent returns by investing in debt, money market securities, REITs and InvTs. However, there can be no assurance that the investment objective of the Scheme will be realized.

### Performance



### Risk Measures

3Y Alpha	5.12	3Y Sharpe Ratio	1.11
3Y Beta	0.94	3Y Std Dev	13.18
3Y R-Squared	96.24	3Y Risk	Avg
3Y Info Ratio	2.01	5Y Risk	abv avg
3Y Tracking Error	2.69	10Y Risk	High

Calculations use BSE 100 India TR INR (where applicable)

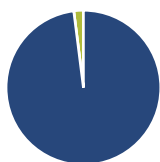
### Trailing Returns %

	Fund	Bmark	Cat
3 Months	9.29	7.31	8.27
6 Months	4.31	4.47	4.30
1 Year	6.02	6.09	4.76
3 Years Annualised	26.08	19.76	20.42
5 Years Annualised	26.40	21.40	21.09

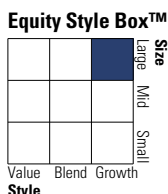
### Quarterly Returns %

	Q1	Q2	Q3	Q4
2025	-3.16	-	-	-
2024	7.26	9.87	6.61	-5.89
2023	-2.11	14.17	6.77	10.75
2022	2.29	-7.75	12.51	4.85
2021	8.26	9.08	13.62	-1.34

### Portfolio 31/05/2025



Asset Allocation %	Net
Stocks	98.00
Bonds	0.00
Cash	2.00
Other	0.00

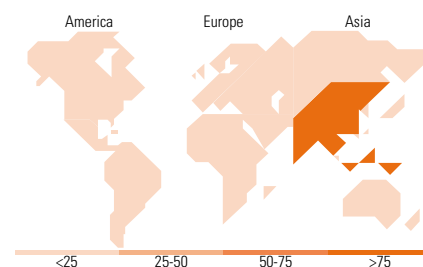


### Mkt Cap %

	Fund
Giant	65.47
Large	29.98
Medium	4.54
Small	0.00
Micro	0.00

### Average Mkt Cap (Mil)

	Fund
Ave Mkt Cap INR	3,247,79
	2.70



### Top Holdings

Holding Name	Sector	%
HDFC Bank Ltd	Banking	8.64
Reliance Industries Ltd	Oil & Gas	7.16
ICICI Bank Ltd	Banking	5.89
Axis Bank Ltd	Banking	4.71
Larsen & Toubro Ltd	Engineering	3.87
State Bank of India	Banking	3.44
Bajaj Finance Ltd	Finance	3.42
ITC Ltd	FMCG	3.08
GE Vernova T&D India Ltd	Engineering	2.81
Infosys Ltd	IT	2.55
Assets in Top 10 Holdings %		45.57
Total Number of Equity Holdings		69
Total Number of Bond Holdings		0

### Stock Sector Weightings %

	Fund
<b>Cyclical</b>	<b>56.28</b>
Basic Materials	6.43
Consumer Cyclical	14.41
Financial Services	35.44
Real Estate	-
<b>Sensitive</b>	<b>26.14</b>
Communication Services	0.23
Energy	8.04
Industrials	10.54
Technology	7.33
<b>Defensive</b>	<b>17.58</b>
Consumer Defensive	8.77
Healthcare	3.50
Utilities	5.31

### World Regions %

	Fund
<b>Americas</b>	<b>0.00</b>
United States	0.00
Canada	0.00
Latin America	0.00
<b>Greater Europe</b>	<b>0.00</b>
United Kingdom	0.00
Eurozone	0.00
Europe - ex Euro	0.00
Europe - Emerging	0.00
Africa	0.00
Middle East	0.00
<b>Greater Asia</b>	<b>100.00</b>
Japan	0.00
Australasia	0.00
Asia - Developed	0.00
Asia - Emerging	100.00

### Operations

Fund Company	Nippon Life India Asset Management Ltd	Share Class Size (mil)	-	Minimum Initial Purchase	100 INR
Phone	022-6808 7000/18602660111	Domicile	India	Minimum Additional Purchase	100 INR
Website	https://mf.nipponindiaim.com/	Currency	INR	Exit Load	1.00% - 0-7 days
		UCITS	-		0.00% - >7 days
		Inc/Acc	Acc	Expense Ratio	1.53%
		ISIN	INF204K01562		
Inception Date	08/08/2007				
Manager Name	Sailesh Raj Bhan				
Manager Start Date	08/08/2007				
NAV (20/06/2025)	INR 90.07				

# Nippon India Large Cap Fund - Growth

Total Net Assets (mil) 417,501.85 INR

(31/05/2025)