

UTI Flexi Cap Fund Regular Plan Growth

Morningstar® Category

Category_INCA000077

Morningstar® Benchmark

BSE 500 India TR INR

Used throughout report

Fund Benchmark

Nifty 500 TR INR

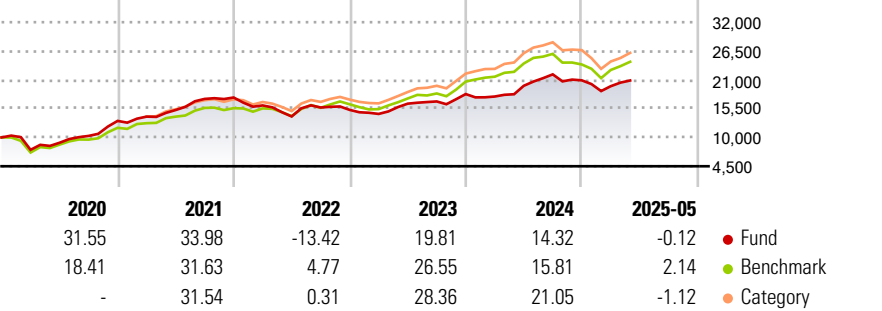
Morningstar Rating™

★★

Investment Objective

The primary objective of the scheme is to generate long term capital appreciation by investing predominantly in equity and equity related securities of companies in a flexible manner across the market capitalization spectrum. However, there can be no assurance or guarantee that the investment objective of the scheme would be achieved.

Performance



Risk Measures

3Y Alpha	-4.00	3Y Sharpe Ratio	0.43
3Y Beta	0.88	3Y Std Dev	13.97
3Y R-Squared	83.12	3Y Risk	bel avg
3Y Info Ratio	-1.00	5Y Risk	Avg
3Y Tracking Error	6.01	10Y Risk	Avg

Calculations use BSE 500 India TR INR (where applicable)

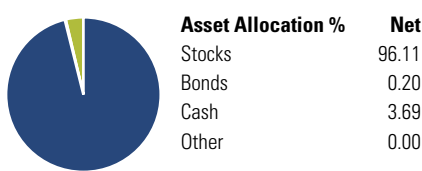
Trailing Returns %

	Fund	Bmark	Cat
3 Months	8.46	8.10	9.35
6 Months	1.61	2.96	0.24
1 Year	8.40	3.85	3.31
3 Years Annualised	15.88	21.23	22.74
5 Years Annualised	19.10	22.95	22.88

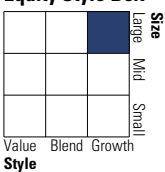
Quarterly Returns %

	Q1	Q2	Q3	Q4
2025	-5.33	-	-	-
2024	-2.59	11.51	10.98	-5.17
2023	-5.05	13.52	2.58	8.36
2022	-8.58	-13.09	12.20	-2.88
2021	6.22	9.02	13.92	1.55

Portfolio 31/05/2025



Equity Style Box™

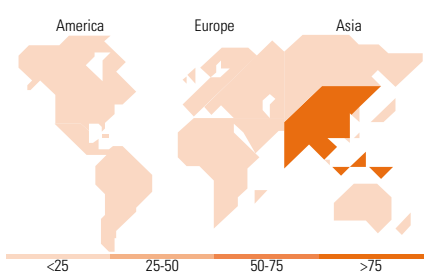


Mkt Cap %

	Fund
Giant	48.35
Large	37.07
Medium	13.50
Small	0.83
Micro	0.24

Average Mkt Cap (Mil)

	Fund
Ave Mkt Cap INR	1,658,09
	5.05



Top Holdings

Holding Name	Sector	%
ICICI Bank Ltd	Banking	6.69
HDFC Bank Ltd	Banking	6.40
Bajaj Finance Ltd	Financial Services	6.04
Eternal Ltd	Real Estate	4.10
Kotak Mahindra Bank Ltd	Banking	3.75
LTIMindtree Ltd	Information Technology	3.57
Info Edge (India) Ltd	Information Technology	3.54
Avenue Supermarts Ltd	Retail	3.43
Coforge Ltd	Information Technology	3.22
Infosys Ltd	Information Technology	3.07

Assets in Top 10 Holdings %	43.80
Total Number of Equity Holdings	54
Total Number of Bond Holdings	1

Stock Sector Weightings %

	Fund
Cyclical	52.87
Basic Materials	7.03
Consumer Cyclical	19.92
Financial Services	25.93
Real Estate	-
Sensitive	29.93
Communication Services	7.17
Energy	-
Industrials	6.92
Technology	15.84
Defensive	17.19
Consumer Defensive	5.87
Healthcare	11.32
Utilities	-

World Regions %

	Fund
Americas	0.00
United States	0.00
Canada	0.00
Latin America	0.00
Greater Europe	0.00
United Kingdom	0.00
Eurozone	0.00
Europe - ex Euro	0.00
Europe - Emerging	0.00
Africa	0.00
Middle East	0.00
Greater Asia	100.00
Japan	0.00
Australasia	0.00
Asia - Developed	0.00
Asia - Emerging	100.00

Operations

Fund Company	UTI Asset Management Co Ltd	Share Class Size (mil)	-	Minimum Initial Purchase	5,000 INR
Phone	+91-22-6678 6666	Domicile	India	Minimum Additional Purchase	1,000 INR
Website	https://www.utiwms.com	Currency	INR	Exit Load	1.00% - 0-1 years
Inception Date	18/05/1992	UCITS	-		0.00% - >1 years
Manager Name	Ajay Tyagi	Inc/Acc	Acc	Expense Ratio	1.66%
Manager Start Date	11/01/2016	ISIN	INF789F01513		
NAV (20/06/2025)	INR 322.83				
Total Net Assets (mil)	254,336.40 INR				

(31/05/2025)