

# SBI Small Cap Fund Regular Plan Growth

## Morningstar® Category

Category\_INCA000054

## Morningstar® Benchmark

BSE Smallcap TR INR

Used throughout report

## Fund Benchmark

BSE 250 SmallCap TR INR

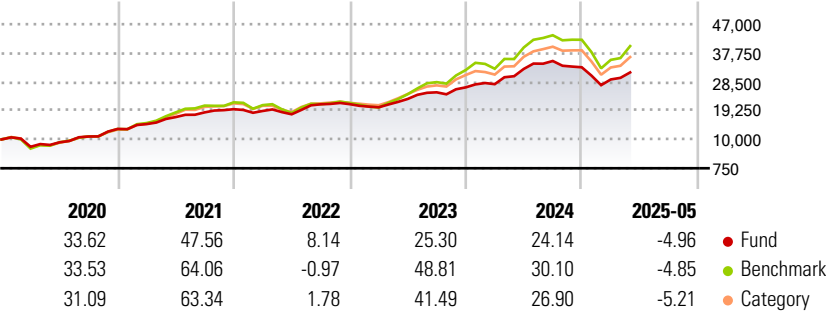
## Morningstar Rating™

★★★

### Investment Objective

To provide investors with opportunities for long-term growth in capital along with the liquidity of an open-ended scheme by investing predominantly in a well diversified basket of equity stocks of small cap companies.

### Performance



### Risk Measures

3Y Alpha	-1.90	3Y Sharpe Ratio	0.80
3Y Beta	0.72	3Y Std Dev	15.01
3Y R-Squared	91.69	3Y Risk	Low
3Y Info Ratio	-1.10	5Y Risk	Low
3Y Tracking Error	7.09	10Y Risk	bel avg

Calculations use BSE Smallcap TR INR (where applicable)

### Trailing Returns %

	Fund	Bmark	Cat
3 Months	7.04	11.47	10.24
6 Months	-4.79	-3.71	-3.79
1 Year	-3.82	2.06	2.13
3 Years Annualised	21.08	30.67	26.97
5 Years Annualised	27.90	33.99	33.06

### Quarterly Returns %

	Q1	Q2	Q3	Q4
2025	-11.80	-	-	-
2024	3.83	17.64	7.82	-5.74
2023	-4.68	13.14	9.26	6.34
2022	-2.95	-5.56	17.76	0.20
2021	11.66	15.10	8.82	5.51

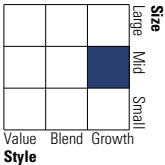
### Portfolio 31/05/2025



### Asset Allocation %

	Net
Stocks	81.75
Bonds	0.00
Cash	18.25
Other	0.00

### Equity Style Box™

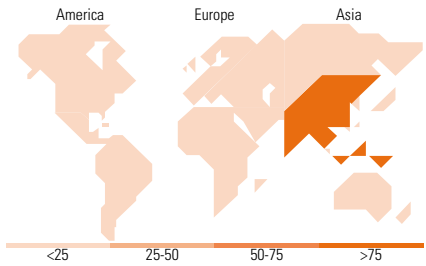


### Mkt Cap %

	Fund
Giant	0.00
Large	5.75
Medium	82.35
Small	11.34
Micro	0.55

### Average Mkt Cap (Mil)

	Fund
Ave Mkt Cap INR	140,437.24



### Top Holdings

Holding Name	Sector	%
SBFC Finance Ltd	Financial Services	2.96
Kalpataru Projects...	Real Estate	2.64
Chalet Hotels Ltd	Real Estate	2.62
E I D Parry India Ltd	Real Estate	2.60
K.P.R. Mill Ltd	Real Estate	2.55
Krishna Institute of Medical...	Healthcare	2.48
City Union Bank Ltd	Financial Services	2.40
DOMS Industries Ltd	Real Estate	2.37
Deepak Fertilisers &...	Real Estate	2.29
Finolex Industries Ltd	Real Estate	2.22
Assets in Top 10 Holdings %		25.14
Total Number of Equity Holdings		63
Total Number of Bond Holdings		0

### Stock Sector Weightings %

	Fund
<b>Cyclical</b>	<b>57.20</b>
Basic Materials	15.87
Consumer Cyclical	24.00
Financial Services	15.59
Real Estate	1.74
<b>Sensitive</b>	<b>33.99</b>
Communication Services	1.71
Energy	-
Industrials	30.79
Technology	1.50
<b>Defensive</b>	<b>8.81</b>
Consumer Defensive	5.50
Healthcare	3.03
Utilities	0.28

### World Regions %

	Fund
<b>Americas</b>	<b>0.00</b>
United States	0.00
Canada	0.00
Latin America	0.00
<b>Greater Europe</b>	<b>0.00</b>
United Kingdom	0.00
Eurozone	0.00
Europe - ex Euro	0.00
Europe - Emerging	0.00
Africa	0.00
Middle East	0.00
<b>Greater Asia</b>	<b>100.00</b>
Japan	0.00
Australasia	0.00
Asia - Developed	0.00
Asia - Emerging	100.00

### Operations

Fund Company	SBI Funds Management Ltd	Share Class Size (mil)	-	Minimum Initial Purchase	5,000 INR
Phone	022 - 61793000	Domicile	India	Minimum Additional Purchase	1,000 INR
Website	www.sbiinf.com	Currency	INR	Exit Load	1.00% - 0-1 years
Inception Date	09/09/2009	UCITS	-		0.00% - >1 years
Manager Name	R. Srinivasan	Inc/Acc	Acc	Expense Ratio	1.56%
Manager Start Date	16/11/2013	ISIN	INF200K01T28		
NAV (23/06/2025)	INR 168.73				
Total Net Assets (mil)	340,280.63 INR				

(31/05/2025)