

Quantum ELSS Tax Saver Fund - Growth

Morningstar® Category

India ELSS (Tax Savings)

Morningstar® Benchmark

BSE 200 India TR INR

Used throughout report

Fund Benchmark

BSE 500 India TR INR

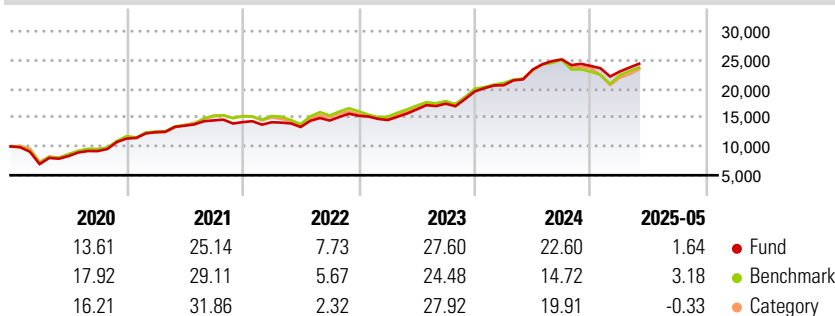
Morningstar Rating™

★★★★

Investment Objective

To achieve long-term capital appreciation by investing primarily in shares of companies that will typically be included in the BSE 200 Index and are in a position to benefit from the anticipated growth and development of the Indian economy and its markets. There is no assurance that the investment objective of the Scheme will be achieved.

Performance



Risk Measures

3Y Alpha	3.83	3Y Sharpe Ratio	1.04
3Y Beta	0.84	3Y Std Dev	12.43
3Y R-Squared	92.33	3Y Risk	Low
3Y Info Ratio	0.66	5Y Risk	Low
3Y Tracking Error	4.14	10Y Risk	Low

Calculations use BSE 200 India TR INR (where applicable)

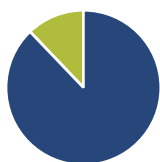
Trailing Returns %

	Fund	Bmark	Cat
3 Months	5.99	7.51	7.47
6 Months	1.57	3.73	0.43
1 Year	5.23	4.69	3.52
3 Years Annualised	22.84	20.49	22.05
5 Years Annualised	23.63	22.18	22.84

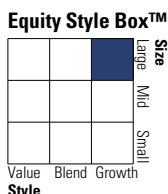
Quarterly Returns %

	Q1	Q2	Q3	Q4
2025	-4.02	-	-	-
2024	5.59	13.18	7.49	-4.56
2023	-4.79	12.63	6.04	12.20
2022	-0.12	-5.78	8.36	5.65
2021	9.76	9.04	6.79	-2.08

Portfolio 31/05/2025

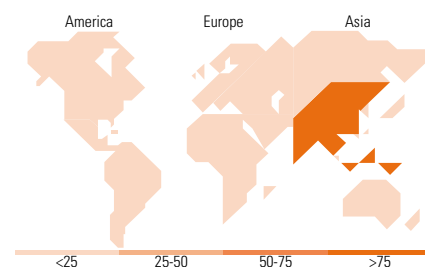


Asset Allocation %	Net
Stocks	87.86
Bonds	0.00
Cash	12.14
Other	0.00



Mkt Cap %	Fund
Giant	53.43
Large	26.00
Medium	20.57
Small	0.00
Micro	0.00

Average Mkt Cap (Mil)	Fund
Ave Mkt Cap INR	2,156,52
	1.83



Top Holdings

Holding Name	Sector	%
HDFC Bank Ltd	Banking	8.88
ICICI Bank Ltd	Banking	7.28
Infosys Ltd	IT	4.52
Tata Consultancy Services Ltd	IT	4.36
State Bank of India	Banking	4.03
Kotak Mahindra Bank Ltd	Banking	3.67
ICICI Prudential Life...	Life Insurance	3.44
Bharti Airtel Ltd	Telecom	3.38
Crompton Greaves Consumer...	Consumer Goods	3.31
Wipro Ltd	IT	3.25
Assets in Top 10 Holdings %		46.13
Total Number of Equity Holdings		30
Total Number of Bond Holdings		0

Stock Sector Weightings %

	Fund
Cyclical	68.34
Basic Materials	5.52
Consumer Cyclical	14.14
Financial Services	48.68
Real Estate	-
Sensitive	21.00
Communication Services	3.85
Energy	-
Industrials	-
Technology	17.15
Defensive	10.66
Consumer Defensive	-
Healthcare	5.31
Utilities	5.35

World Regions %

	Fund
Americas	0.00
United States	0.00
Canada	0.00
Latin America	0.00
Greater Europe	0.00
United Kingdom	0.00
Eurozone	0.00
Europe - ex Euro	0.00
Europe - Emerging	0.00
Africa	0.00
Middle East	0.00
Greater Asia	100.00
Japan	0.00
Australasia	0.00
Asia - Developed	0.00
Asia - Emerging	100.00

Operations

Fund Company	Quantum Asset Management Co Pvt. Ltd.	Share Class Size (mil)	-	Minimum Initial Purchase	500 INR
Phone	+91 22 61447800	Domicile	India	Minimum Additional Purchase	500 INR
Website	www.QuantumAMC.com	Currency	INR	Exit Load	0.00% - >0 years
Inception Date	23/12/2008	UCITS	-	Expense Ratio	0.89%
Manager Name	George Thomas	Inc/Acc	Acc		
Manager Start Date	01/04/2022	ISIN	INF082J01069		
NAV (23/06/2025)	INR 129.61				
Total Net Assets (mil)	2,210.22 INR				

(31/05/2025)