

# Quant Small Cap Fund Growth

## Morningstar® Category

Category\_INCA000054

## Morningstar® Benchmark

BSE Smallcap TR INR

Used throughout report

## Fund Benchmark

Nifty Smallcap 250 TR INR

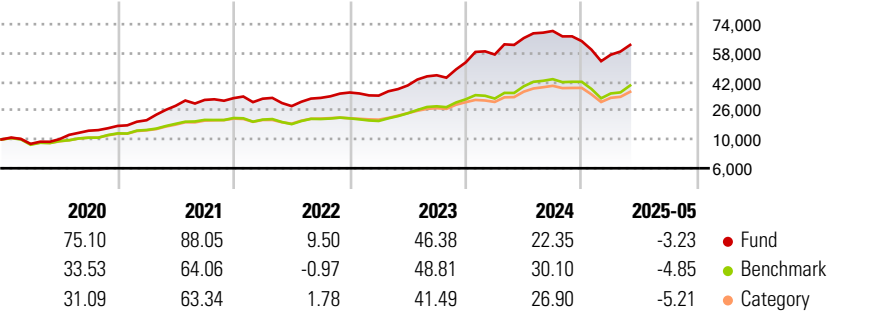
## Morningstar Rating™

★★★★

### Investment Objective

The primary investment objective of the scheme is to seek to generate capital appreciation & provide long-term growth opportunities by investing in a portfolio of Small Cap companies. There is no assurance that the investment objective of the Scheme will be realized

### Performance



### Risk Measures

3Y Alpha	3.26	3Y Sharpe Ratio	1.09
3Y Beta	0.84	3Y Std Dev	17.97
3Y R-Squared	87.71	3Y Risk	Avg
3Y Info Ratio	0.10	5Y Risk	High
3Y Tracking Error	7.05	10Y Risk	bel avg

Calculations use BSE Smallcap TR INR (where applicable)

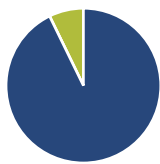
### Trailing Returns %

	Fund	Bmark	Cat
3 Months	8.88	11.47	11.61
6 Months	-3.26	-3.71	-4.73
1 Year	-6.86	2.06	1.72
3 Years Annualised	32.70	30.67	27.80
5 Years Annualised	44.11	33.99	33.60

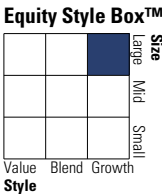
### Quarterly Returns %

	Q1	Q2	Q3	Q4
2025	-11.66	-	-	-
2024	8.32	15.95	5.96	-8.07
2023	-4.77	16.38	14.20	15.65
2022	-0.95	-12.63	16.08	9.00
2021	18.02	38.80	11.35	3.10

### Portfolio 31/05/2025



Asset Allocation %	Net
Stocks	92.78
Bonds	0.00
Cash	7.22
Other	0.00

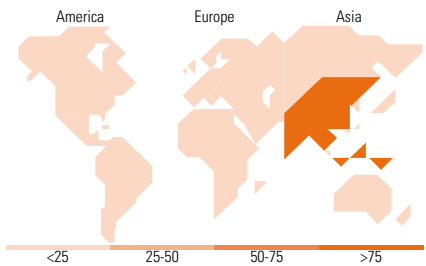


### Mkt Cap %

	Fund
Giant	17.15
Large	7.85
Medium	62.41
Small	9.16
Micro	3.43

### Average Mkt Cap (Mil)

	Fund
Ave Mkt Cap INR	333,594.87



### Top Holdings

Holding Name	Sector	%
Reliance Industries Ltd	🔥	9.85
Jio Financial Services Ltd	🏦	5.69
Aegis Logistics Ltd	🔥	3.72
Bikaji Foods International Ltd	🍔	3.05
RBL Bank Ltd	🏦	2.86
Poly Medicure Ltd	🏥	2.56
HFCL Ltd	📠	2.35
Sun TV Network Ltd	📺	2.30
Ventive Hospitality Ltd	🍽️	2.29
Adani Enterprises Ltd	🔥	2.21
Assets in Top 10 Holdings %		36.89
Total Number of Equity Holdings		96
Total Number of Bond Holdings		0

### Stock Sector Weightings %

	Fund
<b>Cyclical</b>	<b>42.65</b>
Basic Materials	9.97
Consumer Cyclical	14.09
Financial Services	16.91
Real Estate	1.68
<b>Sensitive</b>	<b>33.78</b>
Communication Services	3.89
Energy	18.81
Industrials	7.57
Technology	3.51
<b>Defensive</b>	<b>23.57</b>
Consumer Defensive	5.58
Healthcare	15.57
Utilities	2.43

### World Regions %

	Fund
<b>Americas</b>	<b>0.00</b>
United States	0.00
Canada	0.00
Latin America	0.00
<b>Greater Europe</b>	<b>0.00</b>
United Kingdom	0.00
Eurozone	0.00
Europe - ex Euro	0.00
Europe - Emerging	0.00
Africa	0.00
Middle East	0.00
<b>Greater Asia</b>	<b>100.00</b>
Japan	0.00
Australasia	0.00
Asia - Developed	0.00
Asia - Emerging	100.00

### Operations

Fund Company	Quant Money Managers Limited	Share Class Size (mil)	-	Minimum Initial Purchase	5,000 INR
Phone	022-62955000	Domicile	India	Minimum Additional Purchase	1,000 INR
Website	www.quantmutual.com	Currency	INR	Exit Load	1.00% - 0-1 years
Inception Date	23/09/1996	UCITS	-		0.00% - >1 years
Manager Name	Sanjeev Sharma	Inc/Acc	Acc	Expense Ratio	1.58%
Manager Start Date	01/02/2017	ISIN	INF966L01AA0		
NAV (20/06/2025)	INR 249.95				
Total Net Assets (mil)	282,052.14 INR				

(31/05/2025)