

Quant Flexi Cap Fund Growth

Morningstar® Category

Category_INCA000077

Morningstar® Benchmark

BSE 500 India TR INR

Used throughout report

Fund Benchmark

Nifty 500 TR INR

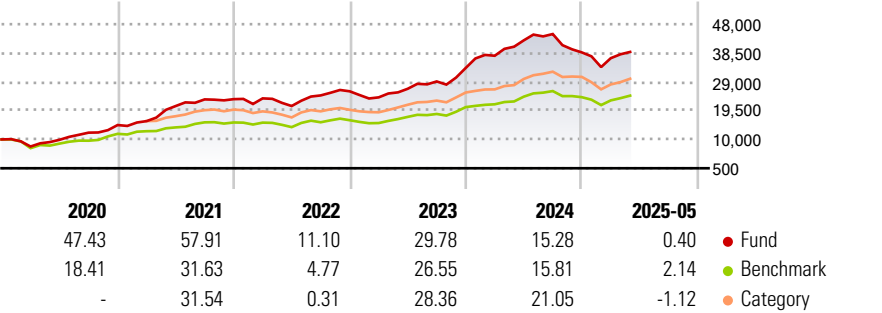
Morningstar Rating™

★★★★★

Investment Objective

The primary investment objective of the scheme is to seek to generate consistent returns by investing in a portfolio of Large Cap, Mid Cap and Small Cap companies. However, there can be no assurance that the investment objective of the Scheme will be realized, as actual market movements may be at variance with anticipated trends.

Performance



Risk Measures

3Y Alpha	1.80	3Y Sharpe Ratio	0.81
3Y Beta	1.07	3Y Std Dev	17.13
3Y R-Squared	82.41	3Y Risk	High
3Y Info Ratio	0.36	5Y Risk	High
3Y Tracking Error	7.26	10Y Risk	abv avg

Calculations use BSE 500 India TR INR (where applicable)

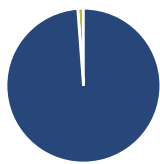
Trailing Returns %

	Fund	Bmark	Cat
3 Months	6.81	9.34	9.35
6 Months	0.88	3.58	0.24
1 Year	-9.61	3.69	3.31
3 Years Annualised	24.30	22.02	22.74
5 Years Annualised	31.77	23.61	22.88

Quarterly Returns %

	Q1	Q2	Q3	Q4
2025	-4.91	-	-	-
2024	12.02	13.47	4.90	-13.54
2023	-7.68	11.83	9.05	15.28
2022	1.12	-10.68	16.56	5.53
2021	8.83	30.98	10.41	0.33

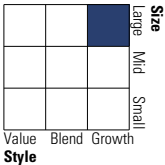
Portfolio 31/05/2025



Asset Allocation %

Stocks	98.81
Bonds	0.00
Cash	1.19
Other	0.00

Equity Style Box™

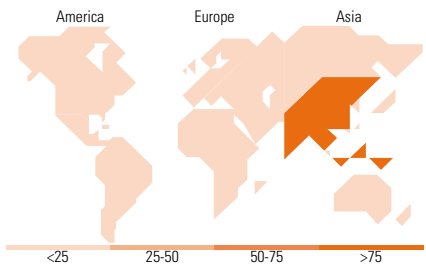


Mkt Cap %

Giant	37.90
Large	50.05
Medium	12.01
Small	0.00
Micro	0.04

Average Mkt Cap (Mil)

Ave Mkt Cap INR	1,496,49
	7.53



Top Holdings

Holding Name	Sector	%
Reliance Industries Ltd	🔥	9.88
Samvardhana Motherson...	🚗	5.86
Adani Power Ltd	💡	5.71
Aurobindo Pharma Ltd	🏥	4.86
Life Insurance Corporation...	🏠	4.81
Jio Financial Services Ltd	📱	4.43
Adani Enterprises Ltd	🔥	3.57
Britannia Industries Ltd	🍞	3.32
Tata Power Co Ltd	💡	3.23
Larsen & Toubro Ltd	⚙️	3.19

Assets in Top 10 Holdings %	48.85
Total Number of Equity Holdings	44
Total Number of Bond Holdings	0

Stock Sector Weightings %

	Fund
Cyclical	36.84
Basic Materials	6.48
Consumer Cyclical	11.47
Financial Services	16.59
Real Estate	2.30
Sensitive	31.69
Communication Services	1.86
Energy	17.29
Industrials	11.01
Technology	1.52
Defensive	31.48
Consumer Defensive	10.67
Healthcare	9.12
Utilities	11.68

World Regions %

	Fund
Americas	0.00
United States	0.00
Canada	0.00
Latin America	0.00
Greater Europe	0.00
United Kingdom	0.00
Eurozone	0.00
Europe - ex Euro	0.00
Europe - Emerging	0.00
Africa	0.00
Middle East	0.00
Greater Asia	100.00
Japan	0.00
Australasia	0.00
Asia - Developed	0.00
Asia - Emerging	100.00

Operations

Fund Company	Quant Money Managers Limited	Share Class Size (mil)	-	Minimum Initial Purchase	5,000 INR
Phone	022-62955000	Domicile	India	Minimum Additional Purchase	1,000 INR
Website	www.quantmutual.com	Currency	INR	Exit Load	1.00% - 0-15 days
Inception Date	28/08/2008	UCITS	-		0.00% - >15 days
Manager Name	Sandeep Tandon	Inc/Acc	Acc	Expense Ratio	1.78%
Manager Start Date	07/01/2022	ISIN	INF966L01457		
NAV (20/06/2025)	INR 95.76				
Total Net Assets (mil)	71,532.21 INR				

(31/05/2025)