

# Quant Active Fund Growth

## Morningstar® Category

Flexicap

## Morningstar® Benchmark

BSE 500 India TR INR

Used throughout report

## Fund Benchmark

Nifty 500 Multicap 50:25:25 TR INR

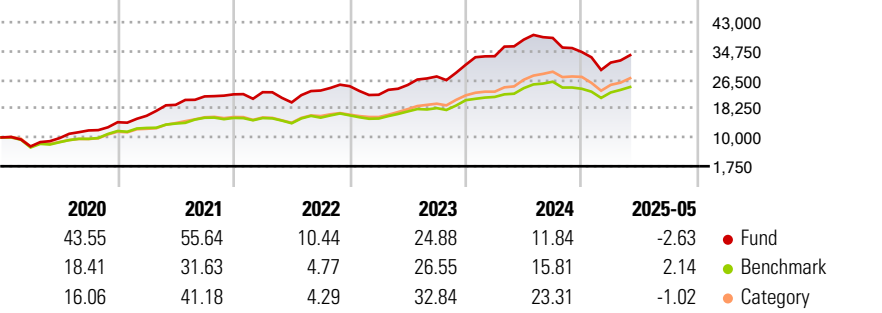
## Morningstar Rating™

★★★★

### Investment Objective

The primary investment objective of the scheme is to seek to generate capital appreciation & provide long term growth opportunities by investing in a portfolio of Large Cap, Mid Cap and Small Cap companies. There is no assurance that the investment objective of the Scheme will be realized.

### Performance



### Risk Measures

3Y Alpha	-2.31	3Y Sharpe Ratio	0.59
3Y Beta	1.10	3Y Std Dev	17.33
3Y R-Squared	85.27	3Y Risk	High
3Y Info Ratio	-0.27	5Y Risk	High
3Y Tracking Error	6.81	10Y Risk	Avg

Calculations use BSE 500 India TR INR (where applicable)

### Trailing Returns %

	Fund	Bmark	Cat
3 Months	6.27	8.10	10.03
6 Months	-2.55	2.96	0.27
1 Year	-12.57	3.85	4.50
3 Years Annualised	19.71	21.23	25.75
5 Years Annualised	27.09	22.95	26.48

### Quarterly Returns %

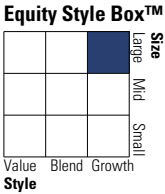
	Q1	Q2	Q3	Q4
2025	-8.78	-	-	-
2024	7.92	14.27	1.27	-10.44
2023	-9.94	12.57	9.74	12.24
2022	2.75	-12.74	16.96	5.31
2021	12.79	19.37	12.50	2.75

### Portfolio 31/05/2025



#### Asset Allocation %

Stocks	99.68
Bonds	0.00
Cash	0.31
Other	0.01



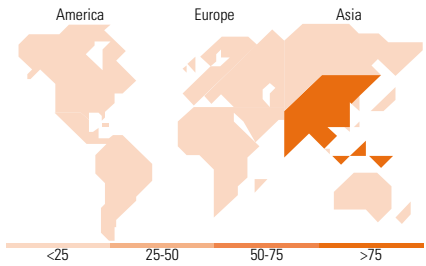
Equity Style Box™

#### Mkt Cap %

Giant	28.92
Large	40.39
Medium	25.64
Small	3.70
Micro	1.36

#### Average Mkt Cap (Mil)

Ave Mkt Cap INR	844,494.94
-----------------	------------



### Top Holdings

Holding Name	Sector	%
Reliance Industries Ltd	🔥	9.86
Aurobindo Pharma Ltd	🏥	4.88
Life Insurance Corporation...	🏠	3.60
Britannia Industries Ltd	🏭	3.51
Aegis Logistics Ltd	🚢	3.47
Jio Financial Services Ltd	💻	3.41
Larsen & Toubro Ltd	⚙️	3.33
Adani Power Ltd	💡	3.28
Marico Ltd	🏭	3.06
Swan Energy Ltd	⚙️	2.86
Assets in Top 10 Holdings %		41.25
Total Number of Equity Holdings		64
Total Number of Bond Holdings		0

### Stock Sector Weightings %

	Fund
<b>Cyclical</b>	<b>32.08</b>
Basic Materials	4.73
Consumer Cyclical	9.65
Financial Services	13.52
Real Estate	4.18
<b>Sensitive</b>	<b>40.41</b>
Communication Services	2.70
Energy	18.46
Industrials	18.11
Technology	1.13
<b>Defensive</b>	<b>27.52</b>
Consumer Defensive	12.04
Healthcare	9.82
Utilities	5.66

### World Regions %

	Fund
<b>Americas</b>	<b>0.00</b>
United States	0.00
Canada	0.00
Latin America	0.00
<b>Greater Europe</b>	<b>0.00</b>
United Kingdom	0.00
Eurozone	0.00
Europe - ex Euro	0.00
Europe - Emerging	0.00
Africa	0.00
Middle East	0.00
<b>Greater Asia</b>	<b>100.00</b>
Japan	0.00
Australasia	0.00
Asia - Developed	0.00
Asia - Emerging	100.00

### Operations

Fund Company	Quant Money Managers Limited	Share Class Size (mil)	-	Minimum Initial Purchase	5,000 INR
Phone	022-62955000	Domicile	India	Minimum Additional Purchase	1,000 INR
Website	www.quantmutual.com	Currency	INR	Exit Load	1.00% - 0-15 days
Inception Date	12/02/2001	UCITS	-		0.00% - >15 days
Manager Name	Sanjeev Sharma	Inc/Acc	Acc	Expense Ratio	1.73%
Manager Start Date	01/02/2017	ISIN	INF966L01234		
NAV (23/06/2025)	INR 621.56				
Total Net Assets (mil)	99,270.88 INR				

(31/05/2025)