

ICICI Prudential Large Cap Fund Growth

Morningstar® Category

India OE Large Cap

Morningstar® Benchmark

BSE 100 India TR INR

Used throughout report

Fund Benchmark

Nifty 100 TR INR

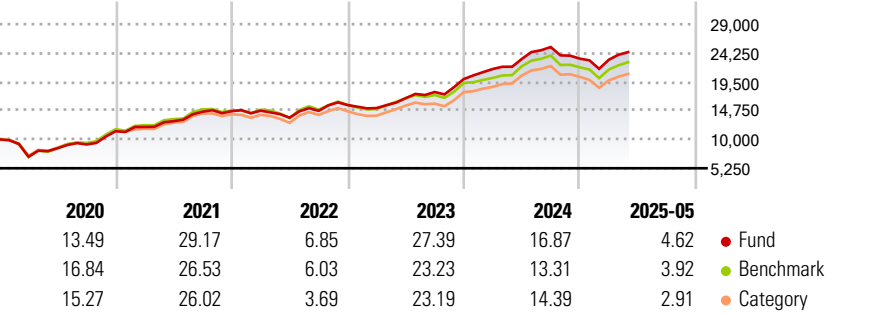
Morningstar Rating™

★★★★★

Investment Objective

To generate long term capital appreciation and income distribution to investors from a portfolio that is predominantly invested in equity and equity related securities of large cap companies. However, there can be no assurance or guarantee that the investment objective of the Scheme would be achieved.

Performance



Risk Measures

3Y Alpha	3.54	3Y Sharpe Ratio	1.00
3Y Beta	0.89	3Y Std Dev	12.53
3Y R-Squared	95.70	3Y Risk	bel avg
3Y Info Ratio	1.00	5Y Risk	Low
3Y Tracking Error	3.01	10Y Risk	bel avg

Calculations use BSE 100 India TR INR (where applicable)

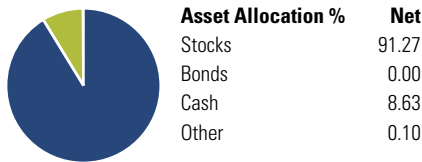
Trailing Returns %

	Fund	Bmark	Cat
3 Months	8.50	8.58	8.27
6 Months	6.05	5.54	4.30
1 Year	8.14	6.10	4.76
3 Years Annualised	23.41	20.55	20.42
5 Years Annualised	23.77	22.07	21.09

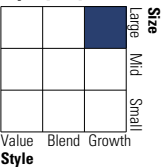
Quarterly Returns %

	Q1	Q2	Q3	Q4
2025	-0.81	-	-	-
2024	8.29	7.65	8.45	-7.56
2023	-3.10	10.74	6.00	12.00
2022	0.55	-7.81	8.30	6.43
2021	6.22	7.92	12.04	0.57

Portfolio 31/05/2025



Equity Style Box™

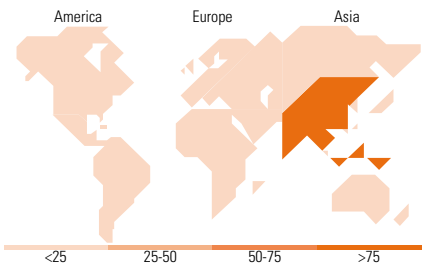


Mkt Cap %

	Fund
Giant	78.36
Large	21.43
Medium	0.21
Small	0.00
Micro	0.00

Average Mkt Cap (Mil)

	Fund
Ave Mkt Cap INR	4,289,79
	2.23



Top Holdings

Holding Name	Sector	%
HDFC Bank Ltd	Banking	9.66
ICICI Bank Ltd	Banking	8.99
Reliance Industries Ltd	Oil & Gas	6.40
Larsen & Toubro Ltd	Engineering	6.26
Bharti Airtel Ltd	Telecom	4.45
Axis Bank Ltd	Banking	4.31
Maruti Suzuki India Ltd	Automotive	4.16
UltraTech Cement Ltd	Cement	3.81
Infosys Ltd	IT	3.46
Sun Pharmaceuticals...	Pharmaceuticals	2.72

Assets in Top 10 Holdings %	54.20
Total Number of Equity Holdings	68
Total Number of Bond Holdings	3

Stock Sector Weightings %

	Fund
Cyclical	52.09
Basic Materials	7.44
Consumer Cyclical	10.72
Financial Services	32.56
Real Estate	1.37
Sensitive	33.67
Communication Services	4.99
Energy	10.53
Industrials	11.66
Technology	6.49
Defensive	14.24
Consumer Defensive	4.73
Healthcare	5.77
Utilities	3.73

World Regions %

	Fund
Americas	0.00
United States	0.00
Canada	0.00
Latin America	0.00
Greater Europe	0.00
United Kingdom	0.00
Eurozone	0.00
Europe - ex Euro	0.00
Europe - Emerging	0.00
Africa	0.00
Middle East	0.00
Greater Asia	100.00
Japan	0.00
Australasia	0.00
Asia - Developed	0.00
Asia - Emerging	100.00

Operations

Fund Company	ICICI Prudential Asset Management Company Limited	Share Class Size (mil)	0.57 INR	Minimum Initial Purchase	100 INR
Phone	+91 22 26428000	Domicile	India	Minimum Additional Purchase	100 INR
Website	www.icicipruamc.com	Currency	INR	Exit Load	1.00% - 0-1 years
Inception Date	23/05/2008	UCITS	-		0.00% - >1 years
Manager Name	Anish Tawakley	Inc/Acc	Acc	Expense Ratio	1.43%
Manager Start Date	05/09/2018	ISIN	INF109K01BL4		
NAV (20/06/2025)	INR 109.98				
Total Net Assets (mil)	697,625.50 INR				

(31/05/2025)