

# Franklin India ELSS Tax Saver Fund Growth

## Morningstar® Category

India ELSS (Tax Savings)

## Morningstar® Benchmark

BSE 200 India TR INR

Used throughout report

## Fund Benchmark

Nifty 500 TR INR

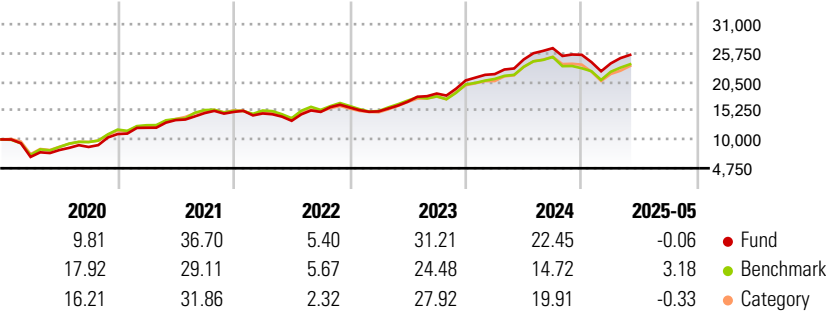
## Morningstar Rating™

★★★★

### Investment Objective

The primary objective for Franklin IndiaTaxshield is to provide medium to long term growth of capital along with income tax rebate.

### Performance



### Risk Measures

3Y Alpha	3.91	3Y Sharpe Ratio	1.02
3Y Beta	0.94	3Y Std Dev	13.83
3Y R-Squared	94.58	3Y Risk	Avg
3Y Info Ratio	1.19	5Y Risk	abv avg
3Y Tracking Error	3.32	10Y Risk	Avg

Calculations use BSE 200 India TR INR (where applicable)

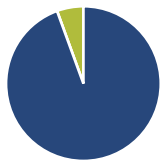
### Trailing Returns %

	Fund	Bmark	Cat
3 Months	7.31	7.51	8.66
6 Months	0.77	3.73	0.88
1 Year	6.07	4.69	3.49
3 Years Annualised	24.61	20.49	22.87
5 Years Annualised	25.29	22.18	23.48

### Quarterly Returns %

	Q1	Q2	Q3	Q4
2025	-6.13	-	-	-
2024	5.52	12.19	8.39	-4.58
2023	-4.50	11.66	8.87	13.02
2022	-1.88	-9.03	12.10	5.34
2021	10.42	11.57	9.40	1.43

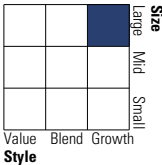
### Portfolio 31/05/2025



### Asset Allocation %

	Net
Stocks	94.45
Bonds	0.00
Cash	5.55
Other	0.00

### Equity Style Box™

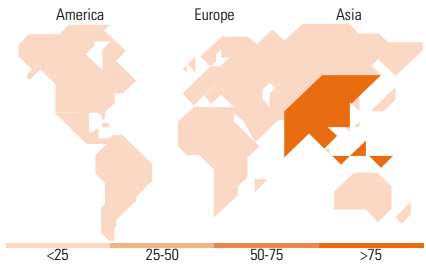


### Mkt Cap %

	Fund
Giant	64.97
Large	25.58
Medium	9.11
Small	0.34
Micro	0.00

### Average Mkt Cap (Mil)

	Fund
Ave Mkt Cap INR	2,814,43
	5.08



### Top Holdings

Holding Name	Sector	%
ICICI Bank Ltd	Banking	9.78
HDFC Bank Ltd	Banking	9.44
Larsen & Toubro Ltd	Engineering	4.83
Infosys Ltd	IT	4.47
Bharti Airtel Ltd	Telecom	4.19
Axis Bank Ltd	Banking	4.00
HCL Technologies Ltd	IT	3.56
Reliance Industries Ltd	Oil & Gas	3.12
United Spirits Ltd	Beverages	2.89
Kotak Mahindra Bank Ltd	Banking	2.83
Assets in Top 10 Holdings %		49.12
Total Number of Equity Holdings		50
Total Number of Bond Holdings		0

### Stock Sector Weightings %

	Fund
<b>Cyclical</b>	<b>51.19</b>
Basic Materials	5.49
Consumer Cyclical	11.67
Financial Services	32.14
Real Estate	1.89
<b>Sensitive</b>	<b>30.76</b>
Communication Services	5.05
Energy	3.30
Industrials	12.68
Technology	9.73
<b>Defensive</b>	<b>18.05</b>
Consumer Defensive	5.84
Healthcare	6.90
Utilities	5.32

### World Regions %

	Fund
<b>Americas</b>	<b>0.00</b>
United States	0.00
Canada	0.00
Latin America	0.00
<b>Greater Europe</b>	<b>0.00</b>
United Kingdom	0.00
Eurozone	0.00
Europe - ex Euro	0.00
Europe - Emerging	0.00
Africa	0.00
Middle East	0.00
<b>Greater Asia</b>	<b>100.00</b>
Japan	0.00
Australasia	0.00
Asia - Developed	0.00
Asia - Emerging	100.00

### Operations

Fund Company	Franklin Templeton Asst	Share Class Size (mil)	-	Minimum Initial Purchase	500 INR
	Mgmt(IND)Pvt Ltd	Domicile	India	Minimum Additional Purchase	500 INR
Phone	+91 22 - 67519100	Currency	INR	Exit Load	0.00% - >0 months
Website	https://www.franklintempletonindia.com	UCITS	-	Expense Ratio	1.81%
		Inc/Acc	Acc		
		ISIN	INF090I01775		
Inception Date	10/04/1999				
Manager Name	R. Janakiraman				
Manager Start Date	02/05/2016				
NAV (23/06/2025)	INR 1,473.48				

# Franklin India ELSS Tax Saver Fund Growth

Total Net Assets (mil) 67,186.56 INR

(31/05/2025)