

# Canara Robeco ELSS Tax Saver Growth

## Morningstar® Category

India ELSS (Tax Savings)

## Morningstar® Benchmark

BSE 200 India TR INR

Used throughout report

## Fund Benchmark

BSE 500 India TR INR

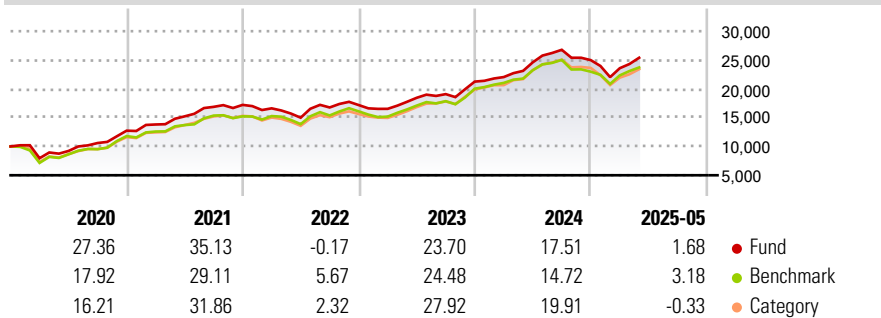
## Morningstar Rating™

★★★★

### Investment Objective

The Fund aims to provide long term capital appreciation by predominantly investing in equities and to facilitate the subscribers to seek tax benefits as provided under Section 80 C of the Income Tax Act, 1961. However, there can be no assurance that the investment objective of the scheme will be realized.

### Performance



### Risk Measures

3Y Alpha	0.33	3Y Sharpe Ratio	0.76
3Y Beta	0.95	3Y Std Dev	13.82
3Y R-Squared	95.61	3Y Risk	Avg
3Y Info Ratio	-0.06	5Y Risk	bel avg
3Y Tracking Error	2.99	10Y Risk	bel avg

Calculations use BSE 200 India TR INR (where applicable)

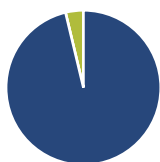
### Trailing Returns %

	Fund	Bmark	Cat
3 Months	8.22	7.51	7.47
6 Months	1.96	3.73	0.43
1 Year	5.37	4.69	3.52
3 Years Annualised	20.03	20.49	22.05
5 Years Annualised	22.42	22.18	22.84

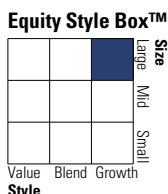
### Quarterly Returns %

	Q1	Q2	Q3	Q4
2025	-5.59	-	-	-
2024	3.69	11.59	8.87	-6.72
2023	-3.82	11.63	3.41	11.41
2022	-3.48	-9.77	11.84	2.49
2021	8.43	10.19	10.85	2.03

### Portfolio 31/05/2025

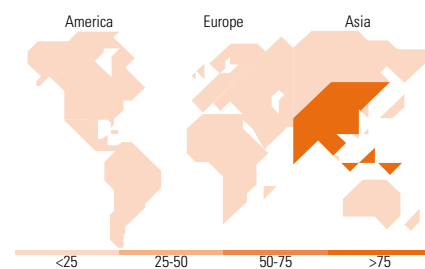


Asset Allocation %	Net
Stocks	96.27
Bonds	0.00
Cash	3.73
Other	0.00



Mkt Cap %	Fund
Giant	57.72
Large	31.49
Medium	9.74
Small	1.05
Micro	0.00

Average Mkt Cap (Mil)	Fund
Ave Mkt Cap INR	2,341,09
	7.77



### Top Holdings

Holding Name	Sector	%
HDFC Bank Ltd	Banking	7.71
ICICI Bank Ltd	Banking	7.11
Reliance Industries Ltd	Oil & Gas	3.91
Infosys Ltd	IT	3.72
Bharti Airtel Ltd	Telecom	3.30
Larsen & Toubro Ltd	Engineering	2.80
Bajaj Finance Ltd	Finance	2.57
State Bank of India	Banking	2.31
Axis Bank Ltd	Banking	2.09
GE Vernova T&D India Ltd	Engineering	2.08
Assets in Top 10 Holdings %		37.61
Total Number of Equity Holdings		67
Total Number of Bond Holdings		0

### Stock Sector Weightings %

	Fund
<b>Cyclical</b>	<b>52.28</b>
Basic Materials	5.97
Consumer Cyclical	15.00
Financial Services	29.39
Real Estate	1.93
<b>Sensitive</b>	<b>30.24</b>
Communication Services	3.82
Energy	5.94
Industrials	12.50
Technology	7.99
<b>Defensive</b>	<b>17.47</b>
Consumer Defensive	6.45
Healthcare	7.17
Utilities	3.85

### World Regions %

	Fund
<b>Americas</b>	<b>0.00</b>
United States	0.00
Canada	0.00
Latin America	0.00
<b>Greater Europe</b>	<b>0.00</b>
United Kingdom	0.00
Eurozone	0.00
Europe - ex Euro	0.00
Europe - Emerging	0.00
Africa	0.00
Middle East	0.00
<b>Greater Asia</b>	<b>100.00</b>
Japan	0.00
Australasia	0.00
Asia - Developed	0.00
Asia - Emerging	100.00

### Operations

Fund Company	Canara Robeco Asset Management Co. Ltd.	Share Class Size (mil)	0.18 INR	Minimum Initial Purchase	500 INR
Phone	+91 22 66585000	(30/04/2025)		Minimum Additional Purchase	500 INR
Website	www.canararobeco.com	Domicile	India	Exit Load	0.00% - >0 years
Inception Date	02/02/2009	Currency	INR	Expense Ratio	1.69%
Manager Name	Vishal Mishra	UCITS	-		
Manager Start Date	26/06/2021	Inc/Acc	Acc		
NAV (23/06/2025)	INR 174.52	ISIN	INF760K01100		
Total Net Assets (mil)	88,619.28 INR				

(31/05/2025)