

# Axis ELSS Tax Saver Fund Growth

## Morningstar® Category

India ELSS (Tax Savings)

## Morningstar® Benchmark

BSE 200 India TR INR

Used throughout report

## Fund Benchmark

Nifty 500 TR INR

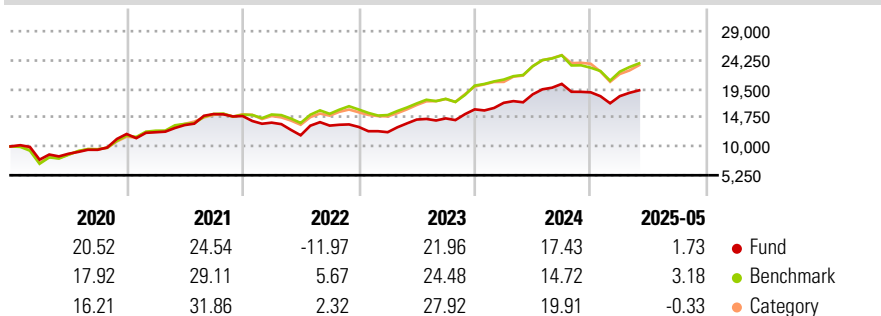
## Morningstar Rating™

★★

### Investment Objective

To generate income and long-term capital appreciation from a diversified portfolio of predominantly equity and equity-related securities. However, there can be no assurance that the investment objective of the Scheme will be achieved.

### Performance



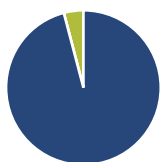
### Risk Measures

3Y Alpha	-2.26	3Y Sharpe Ratio	0.55
3Y Beta	1.00	3Y Std Dev	15.51
3Y R-Squared	84.60	3Y Risk	abv avg
3Y Info Ratio	-0.46	5Y Risk	abv avg
3Y Tracking Error	6.08	10Y Risk	bel avg

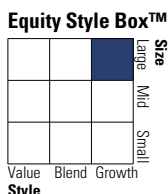
Calculations use BSE 200 India TR INR (where applicable)

Trailing Returns %	Fund	Bmark	Cat	Quarterly Returns %	Q1	Q2	Q3	Q4
3 Months	6.03	7.51	7.47	2025	-3.35	-	-	-
6 Months	2.50	3.73	0.43	2024	6.69	8.13	9.26	-6.84
1 Year	5.88	4.69	3.52	2023	-6.51	16.86	1.30	10.21
3 Years Annualised	17.85	20.49	22.05	2022	-7.26	-14.94	13.46	-1.65
5 Years Annualised	16.81	22.18	22.84	2021	2.35	9.59	13.46	-2.15

### Portfolio 31/05/2025

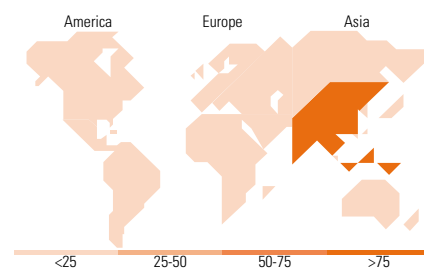


Asset Allocation %	Net
Stocks	95.91
Bonds	0.00
Cash	4.09
Other	0.00



Mkt Cap %	Fund
Giant	56.02
Large	38.94
Medium	5.04
Small	0.00
Micro	0.00

Average Mkt Cap (Mil)	Fund
Ave Mkt Cap INR	2,624,35
	9.33



### Top Holdings

Holding Name	Sector	%
HDFC Bank Ltd	Banking	8.35
ICICI Bank Ltd	Banking	5.93
Bajaj Finance Ltd	Finance	4.23
Bharti Airtel Ltd	Telecom	4.13
Tata Consultancy Services Ltd	IT	3.04
Torrent Power Ltd	Power	2.99
Infosys Ltd	IT	2.92
Eternal Ltd	Automotive	2.34
Mahindra & Mahindra Ltd	Automotive	2.27
Pidilite Industries Ltd	Automotive	2.22
Assets in Top 10 Holdings %		38.42
Total Number of Equity Holdings		87
Total Number of Bond Holdings		0

### Stock Sector Weightings %

Stock Sector Weightings %	Fund
<b>Cyclical</b>	<b>55.64</b>
Basic Materials	8.17
Consumer Cyclical	14.56
Financial Services	31.71
Real Estate	1.21
<b>Sensitive</b>	<b>26.59</b>
Communication Services	5.44
Energy	2.23
Industrials	11.04
Technology	7.88
<b>Defensive</b>	<b>17.77</b>
Consumer Defensive	5.35
Healthcare	9.29
Utilities	3.13

### World Regions %

World Regions %	Fund
<b>Americas</b>	<b>0.00</b>
United States	0.00
Canada	0.00
Latin America	0.00
<b>Greater Europe</b>	<b>0.00</b>
United Kingdom	0.00
Eurozone	0.00
Europe - ex Euro	0.00
Europe - Emerging	0.00
Africa	0.00
Middle East	0.00
<b>Greater Asia</b>	<b>100.00</b>
Japan	0.00
Australasia	0.00
Asia - Developed	0.00
Asia - Emerging	100.00

### Operations

Fund Company	Axis Asset Management Company Limited	Share Class Size (mil)	-	Minimum Initial Purchase	500 INR
Phone	+91 22 43255161	Domicile	India	Minimum Additional Purchase	500 INR
Website	www.axismf.com	Currency	INR	Exit Load	0.00% - >0 years
Inception Date	29/12/2009	UCITS	-	Expense Ratio	1.53%
Manager Name	Ashish Naik	Inc/Acc	Acc		
Manager Start Date	03/08/2023	ISIN	INF846K01131		
NAV (23/06/2025)	INR 95.64				
Total Net Assets (mil)	353,581.93 INR				

(31/05/2025)