

White Oak India Pioneers Equity Portfolio

Investment Objective and Strategy

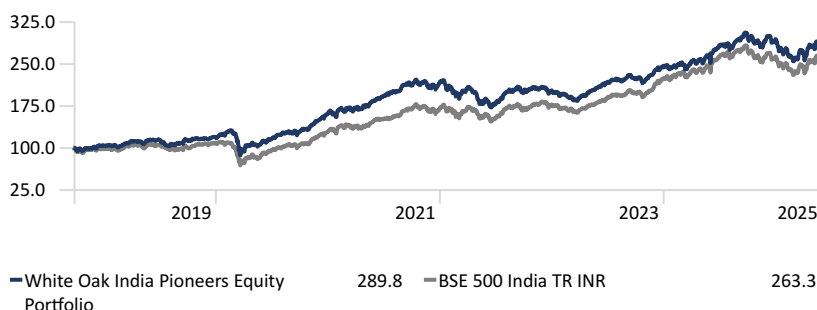
To achieve long term capital appreciation by primarily investing in listed securities in India. The investment strategy is long only with a bottom-up stock selection approach. The investment philosophy is, that outsized returns are earned over time by investing in great businesses at attractive values.

Snapshot - White Oak India Pioneers Equity Portfolio

Inception Date	27/09/2018
Firmwide AUM	80,830 Cr
Portfolio AUM	4,504 Cr

Investment Growth - Indexed to 100

Time Period: 27/09/2018 to 31/05/2025

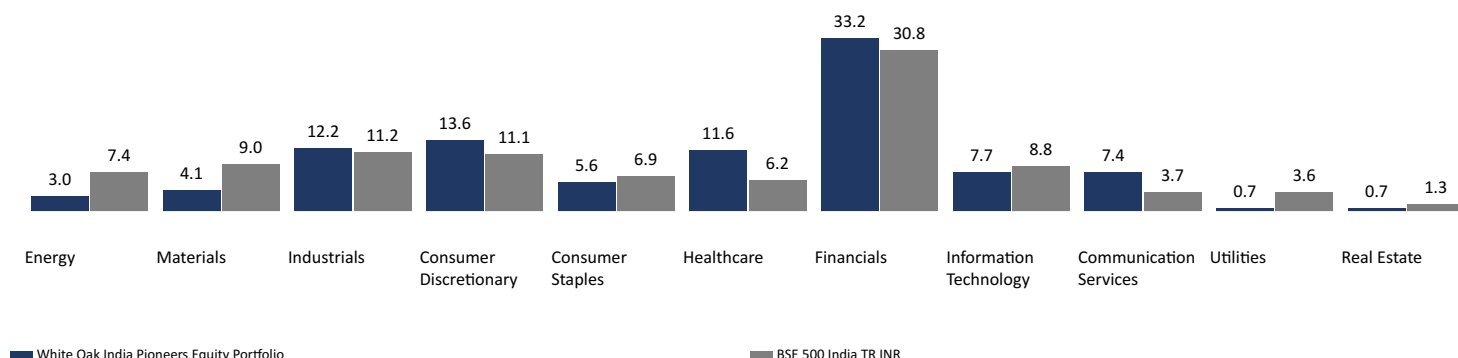


Performance (%)

	1 Month	3 Month	6 Month	1 Year	2 Year	3 Year	4 Year	5 Year	Since Inception	CYTD 2025	2024	2023	2022	2021	2020	2019
White Oak India Pioneers Equity Portfolio	3.6	14.0	-0.3	11.2	18.4	15.7	12.1	21.8	17.3	0.7	17.8	22.0	-6.6	34.4	34.9	13.32
BSE 500 India TR INR	3.5	14.6	0.6	8.5	20.9	18.2	15.6	25.1	15.6	2.1	15.8	26.5	4.8	31.6	18.4	8.98
	1 Month	3 Month	6 Month	1 Year	2 Year	3 Year	4 Year	5 Year	Since Inception	CYTD 2025	2024	2023	2022	2021	2020	2019
BSE Largecap TR INR	2.3	13.1	1.8	8.7	17.8	15.6	13.7	22.5	14.2	4.1	11.7	20.6	6.3	26.4	16.3	12.21
BSE Midcap TR INR	5.3	17.1	-1.8	6.2	30.3	26.3	21.3	32.1	18.8	-2.6	27.3	47.2	2.7	40.7	21.3	-2.06
BSE Smallcap TR INR	10.6	21.7	-4.9	11.6	31.9	26.7	23.0	38.0	21.3	-4.9	30.1	48.8	-1.0	64.1	33.5	-5.86

Returns have been calculated using Time Weighted Rate of Return (TWRR) method as prescribed by SEBI. Performance related information provided herein is not verified by SEBI.

Sector Exposure (GICS)

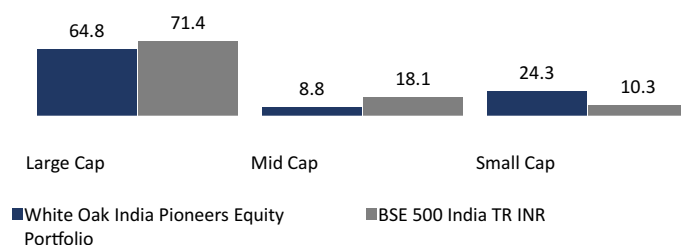


Top 20 Holdings - White Oak India Pioneers Equity Portfolio

Portfolio Date: 31/05/2025

	Sector	Weight %
ICICI Bank Ltd	Financials	10.0
HDFC Bank Ltd	Financials	7.7
Bharti Airtel Ltd	Communication Services	4.0
State Bank of India	Financials	3.6
Tata Consultancy Services Ltd	Information Technology	3.5
Bajaj Finserv Ltd	Financials	3.0
Reliance Industries Ltd	Energy	3.0
Eternal Ltd	Consumer Discretionary	2.6
Adani Ports & Special Economic Zone Ltd	Industrials	2.5
Nestle India Ltd	Consumer Staples	2.4
Info Edge (India) Ltd	Communication Services	2.4
Mahindra & Mahindra Ltd	Consumer Discretionary	2.4
Kotak Mahindra Bank Ltd	Financials	2.3
Larsen & Toubro Ltd	Industrials	2.0
Abbott India Ltd	Health Care	2.0
Coforge Ltd	Information Technology	1.9
Dodla Dairy Ltd	Consumer Staples	1.8
Cholamandalam Financial Holdings Ltd	Financials	1.7
Bharat Electronics Ltd	Industrials	1.6
Garware Technical Fibres Ltd	Consumer Discretionary	1.6
		62.2

Market Cap Exposure



Classification as per Securities and Exchange Board of India (SEBI) guidelines. Additional information on the classification methodology is available upon request.

Risk

Time Period: 01/10/2018 to 31/05/2025 Risk-free Rate: FBIL MIBOR 3M INR

	Std Dev	Beta	Sharpe Ratio (geo)	Information Ratio (geo)	Sortino Ratio (geo)
Portfolio	17.0	0.89	0.62	0.20	0.88
BSE 500 India TR INR	18.0	1.00	0.51	—	0.74

Performance related information provided herein is not verified by SEBI. These materials are provided solely for information purposes of the recipient, and it should not be construed as an investment advice and form a primary basis for any person's or investor's investment decisions. See the important disclaimer at the end of this Factsheet.

White Oak India Pioneers Equity Portfolio

Notes:

Performance is calculated basis time weighted rate of return method net of all fees and expenses; Individual client performance may differ. Past performance is not indicative of future results. Performance shown since September 27, 2018, as client monies were managed from this date. Performance related information provided herein is not verified by SEBI. Returns have been calculated using Time Weighted Rate of Return (TWRR) method as prescribed by SEBI. Note: The performance reporting of the portfolio approach is revised basis SEBI Circular vide SEBI/HO/IMD/IMD-PoD-2/P/CIR/2022/172 dated December 16, 2022. Past performance is not a reliable indicator of future results. Please note that performance of your portfolio may vary from that of other investors and that generated by the Investment Approach across all investors because of 1) the timing of inflows and outflows of funds; and 2) differences in the portfolio composition because of restrictions and other constraints. Performance relative to other Portfolio Managers within the selected Strategy : [Click Here](#). All data is as of 31 May 2025. All returns and % changes are in INR terms unless otherwise stated. Source: Morningstar, Bloomberg. Further details are available upon request. Inception Date : September 27, 2018. Returns for 1 year and less than 1 year are Cumulative TWRR returns, while more than 1 year are Annualised TWRR returns. Firmwide AUM refers to aggregate assets under management or advisory for White Oak Capital Management Consultants LLP and WhiteOak Capital Asset Management Limited

Terms & Conditions with respect to this Document:

The purpose of this Document is to provide general information of a product structure to prospective investors in a manner to assist them in understanding the product. The Document is purely for information purposes and should not be construed to be investment recommendation/advice or an offer or solicitation of an offer to buy/sell any securities. This Document is for the personal information of the authorized recipient(s) and is not for public distribution and should not be reproduced or redistributed to any other person or in any form without prior permission of WhiteOak Capital Asset Management Limited ("WOCAMC"). While reasonable endeavors have been made to present reliable data in the Document, but WOCAMC does not guarantee the accuracy or completeness of the data in the Document. WOCAMC or any of its connected persons including its subsidiaries or associates or partners or employees shall not be in any way responsible for any loss or damage that may arise to any person from any inadvertent error in the information contained, views and opinions expressed in this Fatsheet. Past performance should not be taken as an indication or guarantee of future performance, and no representation or warranty, express or implied, is made regarding future performance. Information, opinions and estimates contained in this Document reflect a judgment of its original date of publication by WOCAMC and are subject to change without notice. This Document is not directed or intended for distribution to, or use by, any person or entity who is a citizen or resident of or located in any locality, state, country or other jurisdiction, where such distribution, publication, availability or use would be contrary to local law, regulation or which would subject WOCAMC and its affiliates to any registration or licensing requirement within such jurisdiction. The product described herein may or may not be eligible for sale in all jurisdictions or to certain category of investors. Persons in whose possession this Report/Document may come are required to inform themselves of and to observe such restrictions. The stock(s)/sector(s) mentioned in this document do not constitute any recommendation and WhiteOak Capital may or may not have any future position. The data provided in this document is as on May 31, 2025 or as latest available

This Document is qualified in its entirety by the Disclosure Document/Client Agreement and other related documents, copies of which will be provided to prospective investors. All investors must read the detailed Disclosure Document/Client Agreement including the Risk Factors and consult their tax advisors, before making any investment decision/contribution to be managed under the Portfolio Management Services offered by WOCAMC. Kindly refer the Disclosure Document for the detailed investment approach, including risk factors, before investing.

Portfolio Manager: WhiteOak Capital Asset Management Limited

SEBI Registration Number - PM/INP000007766

Contact Details – Registered and Corporate Office - Unit No. B4, 6th Floor, Cnergy, Appasaheb Marathe Marg, Prabhadevi, Mumbai, Maharashtra 400025.. Tel: (91-22) 6230 1155

Investor Queries & Complaints: pmsquery@whiteoakinvestors.in

Direct-On-boarding : For availing Portfolio Management Services you can reach us directly without any third-party intermediation by emailing us at pmsquery@whiteoakinvestors.in or by calling us on 18002663060.