

# ASK India Select Portfolio

## Factsheet– Nov 2023

Public

**ASK** Investment Managers

**Investment Approach Objective:** ASK India Select Portfolio aims to invest in best ideas from each of the four business attributes: Size of Opportunity: Size of pond Vs. size of fish; Quality of Business: Superior Return on Capital Employed; Key pivot of strong wealth creation; Earnings Growth: Quantum, consistency, and durability of earnings; Value: Price-value gap or margin of safety.

### Top 10 Holdings (%)

APL Apollo Tubes Ltd	6.3
Patanjali Foods Ltd	5.2
Bajaj Finance Ltd	4.9
Varun Beverages Ltd	4.6
Bajaj Finserv Ltd	4.2
IndusInd Bank Ltd	3.9
ICICI Bank Ltd	3.8
P I Industries Ltd	3.7
State Bank of India	3.7
Titan Company Ltd	3.6

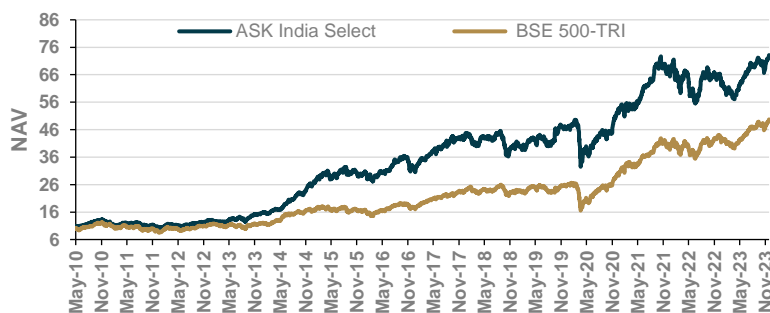
### Top Sector Weights (%)

Banks	17.7
FMCG	9.7
NBFC	7.4
Industrial consumables	7.0
Pipes	6.3
Retail	6.2
Engineering	5.7
Telecom	5.5

### ASK India Select Portfolio Metrics

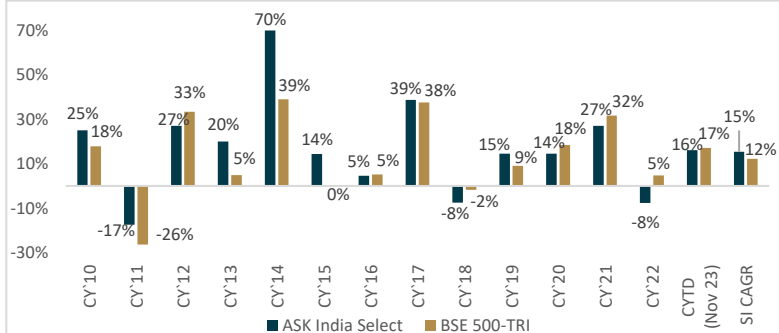
Total Assets under Management & Advisory in Rs. Crs.	2,923
Weighted Average Market Cap in Rs. Crs.	2,32,561
Median Market Cap in Rs. Crs.	1,03,614

### ASK India Select Movement Since Inception

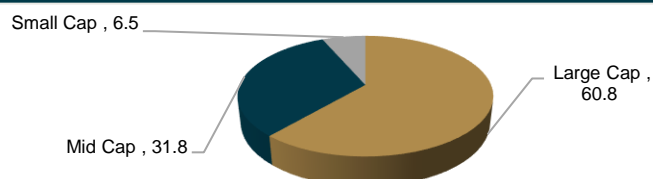


**Rs. 1 Cr invested in ASK India Select in Jan 2010 is now worth Rs. 7.3 Crs v/s Rs. 5.0 Crs in BSE 500-TRI**

### ASK India Select Portfolio Performance (%)



### Market Cap Classification (%)



### ASK India Select Portfolio Update

Indian markets inched higher in the month of November on the back of broadly in line Q2FY24 result season and positive commentary from managements on festive demand. On the portfolio earnings front, Q2FY24 portfolio OP grew by 43%yoy with PAT growth of 37%yoy. IOC Limited, Varun Beverages Limited and KEI Industries Limited reported better than estimated numbers while Page Industries Limited and Navin Fluorine International Limited reported weaker than estimated numbers.

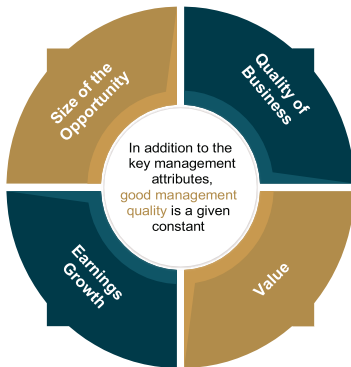
In Nov 2023, on the portfolio performance front, the portfolio outperformed its benchmark BSE500-TRI which delivered 7.1%. The key contributors during the month were Varun Beverages Limited, Indian Oil Corporation Limited, AU Small Finance Bank Limited and JSW Infrastructure Limited while the key laggards during the month were Bajaj Finance Limited, Page Industries Limited, State Bank of India Limited, and Sona BLW Precision Forgings Limited.

On the portfolio action front, we have trimmed weights in Patanjali Foods Limited, Solar Industries Limited, Bajaj Finance Limited, Asian Paints Limited, HDFC Bank Limited and Titan Company Limited as we booked part profits in few names and created liquidity. We also exited Reliance Industries Limited and Page Industries Limited. We expect earnings growth to remain muted in the near term. We have bought RK Forgings Limited, REC Limited, Syrrma SGS Technology Limited, and Hindustan Aeronautics Limited.

**Change in Portfolio Manager for ASK India Select Portfolio:** With effect from 1 Dec 2023, Mr. Sandip Bansal will be managing ASK India Select Portfolio.

### Key Investment Approach Objectives & Attributes

- Size of pond vs size of fish
- Dominance
- Resilience
- Liquidity

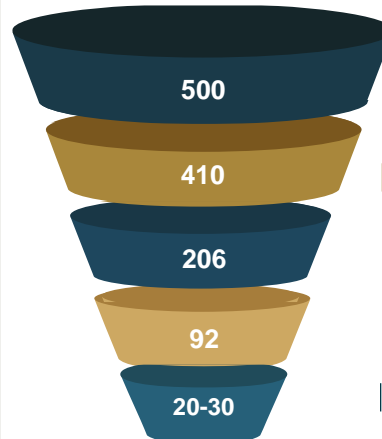


- High quality of business
- (Superior RoCE)
- Strong moat, Impregnability
- Sustainability
- Key pivot of strong wealth creation

- Quantum
- Consistency
- Durability
- Predating (Early vs Later)
- Compounding power

- Favorable Price-Value Gap
- Margin of safety

### Investment Approach Research Methodology & Filtration



Top 500 as per market capitalization

Profit Before Tax (PBT) above INR 75 crs trailing 4 quarters

Subjective evaluation of management quality (integrity, vision, execution, capital allocation skills and capital distribution).

Rigorous filters of minimum of 20% Return on Capital Employed (Capital Efficiency) and minimum of 15% annual Earnings Growth over the next 3 to 5 years.

Finally a portfolio emerges of 20-30 businesses, representing an optimal blend of a overall characteristics, and adequate diversity, with a minimum Margin of Safety of 15%.

Note: Maximum of 20% of the Portfolio may be an exception to either of ROCE or Earnings Growth rule \*at the time of 1<sup>st</sup> purchase of the stock

### FY-wise Drawdown Analysis

Financial Year	Max Drawdown		FY Performance	
	ASK India Select	BSE 500 TRI	ASK India Select	BSE 500 TRI
FY 11	-20%	-20%	16%	7%
FY 12	-17%	-24%	-4%	-9%
FY 13	-5%	-10%	10%	5%
FY 14	-8%	-15%	39%	17%
FY 15	-2%	-7%	73%	33%
FY 16	-12%	-19%	-2%	-8%
FY 17	-15%	-12%	25%	24%
FY 18	-8%	-11%	13%	12%
FY 19	-19%	-16%	3%	8%
FY 20	-32%	-38%	-15%	-28%
FY 21	-10%	-10%	52%	77%
FY 22	-18%	-14%	20%	21%
FY 23	-18%	-15%	-12%	-2%

### ASK India Select Portfolio Cos Average Performance over last 5 years (CAGR) as on FY23

Sales	OP	PBT	ROCE*	PAT
18%	18%	24%	28%	28%

\*For Banking & Financial companies, we have not considered ROCE, but have considered ROE for the above analysis. ROCE is only for FY

### Risk Parameters (Since inception)

Parameter	ASK ISP	BSE 500 TRI
Beta	0.84	N.A.
Standard Deviation	15.7%	16.3%
Sharpe Ratio	0.49	0.31

### Key Terms

Portfolio Name	ASK India Select Portfolio
Platform / Structure	PMS
Benchmark	BSE 500 TRI
Portfolio Managers	Mr. Chetan Thacker (Primary Portfolio Manager) & Mr. Kuldeep Gangwar (Co-Portfolio Manager)
Minimum Initial Investment Amount	Rs. 50 Lakhs
Minimum Add-on Investment Amount	Rs. 5 Lakhs
Fees <sup>1</sup>	Fixed Management Fees: 2.50% p.a.
Systematic Transfer Plan (STP) <sup>2</sup>	Investments will be made in a staggered manner as per the instructions provided by the client. Fees as per the respective strategy (ASK Liquid / ASK Equity) will be charged for the invested amount.

#### Notes:

- <sup>1</sup>In addition to the Management Fees, there are Recurring Expenses including Custody Fee, Account Opening Charges, Audit Fees, etc. to be payable at actuals. All fees and expenses will be subject to applicable taxes. For more details, kindly refer the Fee Schedule.
- <sup>2</sup>Kindly refer to the STP Application Form for the detailed terms and conditions.
- Redemption amount is arrived at after calculation and charging of all Fees and Expenses.

**Note:** Inception Date of ASK India Select is 4-Jan-2010. Performance figures are net of all fees and expenses. ASK Portfolio returns are composite returns of all the Portfolios aligned to the investment approach as on Nov 30<sup>th</sup>, 2023. Returns for individual client may differ depending on time of entry in the Portfolio. Past performance may or may not be sustained in future and should not be used as basis for comparison with other investments. Returns for 1 year or lesser time horizon are absolute returns, while more than 1 year are CAGR. Returns have been calculated using Time Weighted Rate of Return method (TWRR) as prescribed by the SEBI.

**Source:** Closing Price as sourced from Bloomberg. Returns for 1 year or less time period are absolute returns, while more than 1 year are CAGR. Market Cap is Acc to AMFI Classification which happens half yearly. Classification as on June 2023. As per SEBI regulatory requirement, the benchmark for this investment approach is revised from BSE 500 to BSE 500 TRI w.e.f. 1 April 2023.

**Disclaimers:** Any information contained in this material shall not be deemed to constitute an advice, an offer to sell/purchase or as an invitation or solicitation to do for security of any entity and further ASK Investment Managers Limited (ASKIM) and its employees/directors shall not be liable for any loss, damage, liability whatsoever for any direct or indirect loss arising from the use of this information. Recipients of this information should exercise due care and caution and read the Disclosure Document (if necessary obtaining the advice of finance/other professionals) prior to taking any decision on the basis of this information which is available on <https://www.askfinancials.com/ask-investment-managers/disclosure>.

**ASK Investment Managers Limited (Registration No: INP000008066)** has not independently verified all the information and opinions given in this material. Accordingly, no representative or warranty, express or implied, is made as to the accuracy, completeness or fairness of the information and opinions contained in this material. ASKIM has launched direct onboarding facility. This facility shall enable users / visitors to have direct access to ASK IM PMS Investment approaches. These products are also available through existing Distributor/Referral or Channel Partners. The performance related information provided herein is not verified by SEBI nor has SEBI certified the accuracy or adequacy of the same.